



















































| Aandeel                     | ICB   | Koers  | Vorige  | +/-%  | Hoog    | Laag   | Bereik  |
|-----------------------------|---|--------|---------|-------|---------|--------|---|
| BE Semiconductor Industries |    | 104,55 | 56,56   | 84,8  | 110,70  | 56,86  |    |
| ASM International           |    | 432,55 | 235,65  | 83,6  | 480,20  | 236,05 |    |
| Philips Koninklijke         |    | 19,52  | 14,00   | 39,4  | 20,94   | 14,09  |    |
| RELX                        |    | 31,67  | 25,84   | 22,6  | 31,73   | 25,73  |    |
| EXOR NV                     |    | 81,68  | 68,30   | 19,6  | 85,24   | 68,72  |    |
| Akzo Nobel                  |    | 73,12  | 62,56   | 16,9  | 79,32   | 62,80  |    |
| Wolters Kluwer              |    | 114,15 | 97,76   | 16,8  | 123,35  | 97,00  |    |
| ASML Holding                |    | 586,70 | 503,80  | 16,5  | 698,10  | 509,20 |    |
| KPN Koninklijke             |    | 3,23   | 2,89    | 11,8  | 3,37    | 2,90   |    |
| ING Groep                   |    | 12,73  | 11,39   | 11,8  | 13,57   | 9,59   |    |
| SHELL PLC                   |    | 29,55  | 26,48   | 11,6  | 29,67   | 24,66  |    |
| Ahold Delhaize Koninklijke  |    | 28,92  | 26,84   | 7,7   | 32,51   | 26,63  |    |
| UMG                         |    | 23,52  | 22,51   | 4,5   | 24,52   | 18,29  |    |
| ABN AMRO BANK N.V.          |    | 13,36  | 12,93   | 3,3   | 17,00   | 12,99  |    |
| UNILEVER PLC                |    | 47,06  | 46,87   | 0,4   | 50,93   | 45,56  |    |
| Heineken                    |    | 87,00  | 87,88   | -1,0  | 106,30  | 85,46  |    |
| ArcelorMittal               |    | 24,21  | 24,58   | -1,5  | 30,52   | 23,10  |    |
| PROSUS                      |    | 63,08  | 64,45   | -2,1  | 79,37   | 61,30  |    |
| Aegon                       |    | 4,58   | 4,74    | -3,4  | 5,31    | 3,71   |    |
| NN Group                    |   | 35,72  | 38,16   | -6,4  | 41,70   | 31,63  |    |
| IMCD                        |  | 123,65 | 133,15  | -7,1  | 156,70  | 119,20 |  |
| RANDSTAD NV                 |  | 52,06  | 56,96   | -8,6  | 62,74   | 45,70  |  |
| ASR Nederland               |  | 39,04  | 44,35   | -12,0 | 45,14   | 34,71  |  |
| DSM FIRMENICH AG            |  | 81,03  | 114,30  | -29,1 | 126,70  | 79,11  |  |
| ADYEN NV                    |  | 738,90 | 1288,40 | -42,6 | 1699,20 | 730,80 |  |

ICB Classificatie

Industrie

|   |                            |
|---|----------------------------|
|  | 10, Technology             |
|  | 15, Telecommunications     |
|  | 20, Health Care            |
|  | 30, Financials             |
|  | 35, Real Estate            |
|  | 40, Consumer Discretionary |
|  | 45, Consumer Staples       |
|  | 50, Industrials            |
|  | 55, Basic Materials        |
|  | 60, Energy                 |

\* Exclusief dividenden